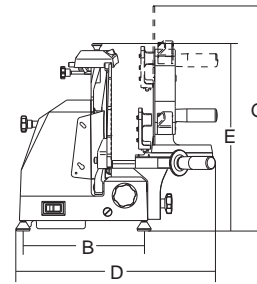
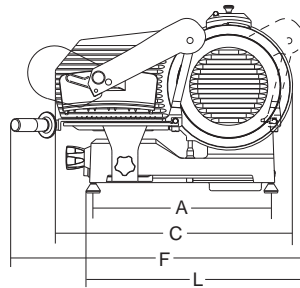
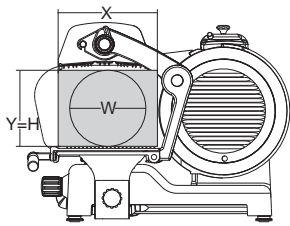


# MIRRA VERTICALE



MIRRA 300 VERT. BS

- Fusione in lega di alluminio anodizzato.
  - Ampio spazio tra motore e lama per un'agevole pulizia.
  - Motore ventilato.
  - Lama forgiata e temprata a forte spessore.
  - Perni scorrimento lappati.
  - Viteria e parafetta in acciaio inox.
  - Robusto supporto vela.
  - Affilatoio incorporato in fusione con doppio smeriglio di serie.
  - Dimensioni compatte ma con grande capacità di taglio.
  - Versione CE Professionale con sblocco su carro.
- Anodized cast aluminium alloy.
  - Great distance between blade and motor for easy cleaning.
  - Ventilated motor.
  - Forged, hardened large thickness blades.
  - Lapped sliding pins.
  - Stainless steel screws and slice deflector.
  - Strong thickness gauge support.
  - Cast-in sharpener assembly.
  - Compact dimensions but great cutting capacity.
  - Device for releasing the carriage.



Ø Lama  
Ø Blade  
Ø Messer  
Ø Lame  
Motore  
Motor  
Motor  
Moteur  
Spessore taglio  
Cut thickness  
Schnittbreite  
Epaisseur de coupe  
Corsa carrello  
Run of carriage  
Wagenschub  
Course du charriot  
Piatto  
Hopper  
Wagen  
grosse  
Plateau

Peso netto  
Net weight  
Nettogewicht  
Poids net  
Dimensioni imballo  
Shipping  
Verpack. abmessungen  
Dim. emballage  
Peso lordo  
Gross weight  
Bruttogewicht  
Poids brut

	mm/inch.	watt/Hp	mm	mm	mm	mm	mm	mm	mm	mm	mm	mm	mm	mm	mm	mm	mm	kg	mm	kg
Mirra 220 C Vert.	220/9"	147/0,20	13	225	230x235	400	260	500	535	400	570	405	475	205	150	150	150	16,5	600x500 x500	19
Mirra 250 C Vert.	250/10"	147/0,20	13	230	230x235	400	260	510	535	410	570	410	475	205	170	170	170	17,5	600x500 x500	20
Mirra 275 C Vert.	275/11"	147/0,20	13	220	230x235	400	260	530	535	420	570	425	465	225	205	205	205	18,5	600x500 x500	21
Mirra 250 C Vert. BS	250/10"	147/0,20	13	215	275x260	400	260	510	480	415	700	600	540	270	190	190	190	21,5	600x500 x500	24
Mirra 275 C Vert. BS	275/11"	147/0,20	13	225	275x260	400	260	530	480	420	700	770	540	270	200	200	200	22,5	600x500 x500	25
Mirra 275 Vert. BS	275/11"	210/0,29	13	220	275x260	440	300	580	500	455	740	630	580	255	205	205	205	26	800x600 x520	28,5
Mirra 300 Vert. BS	300/12"	210/0,29	13	265	275x260	440	300	585	540	460	740	770	580	255	215	215	215	27	800x600 x520	29,5

Ø Cuchilla  
Ø Lamina  
Ø нож  
刀片直径  
Motor  
Motor  
Двигатель  
电机  
Espesor corte  
Espessura corte  
Толщина нарезки  
切削厚度  
Desplazamiento del carro  
Escorrimiento carritino  
Ход вагончика  
料斗行程  
Piatto  
Piatto  
Лоток  
料斗  
A B C D E F G L X Y H W

Peso neto  
Peso líquido  
Без нетто  
净重  
Dimensiones embalaje  
Dimensions emballagen  
Размеры упаковки  
包装尺寸  
Peso bruto  
Peso bruto  
Без нетто  
毛重



MIRRA 250 C VERT.



MIRRA 250-275 C VERT. BS



MIRRA 275 C VERT.