

VC999 K6A special



Vacuum chamber machine VC999 K6A special-double-stage vacuum

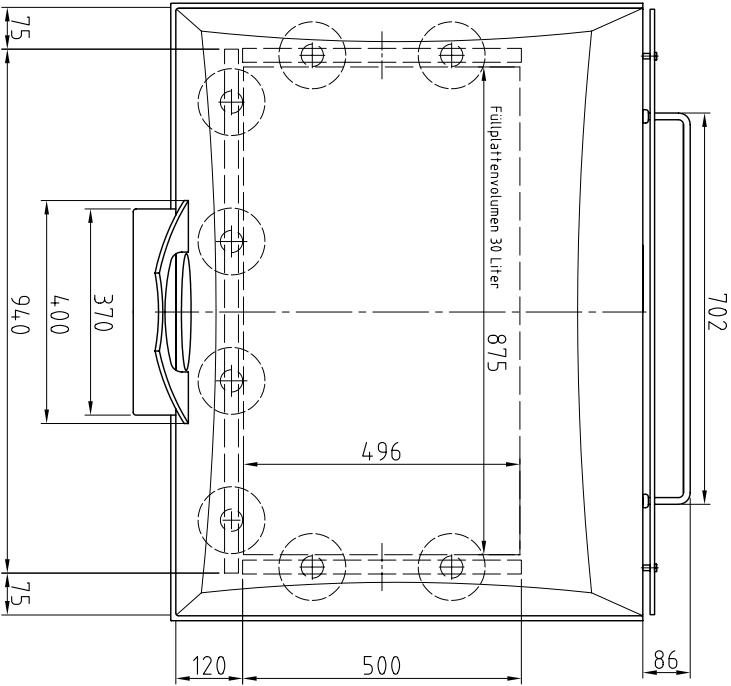
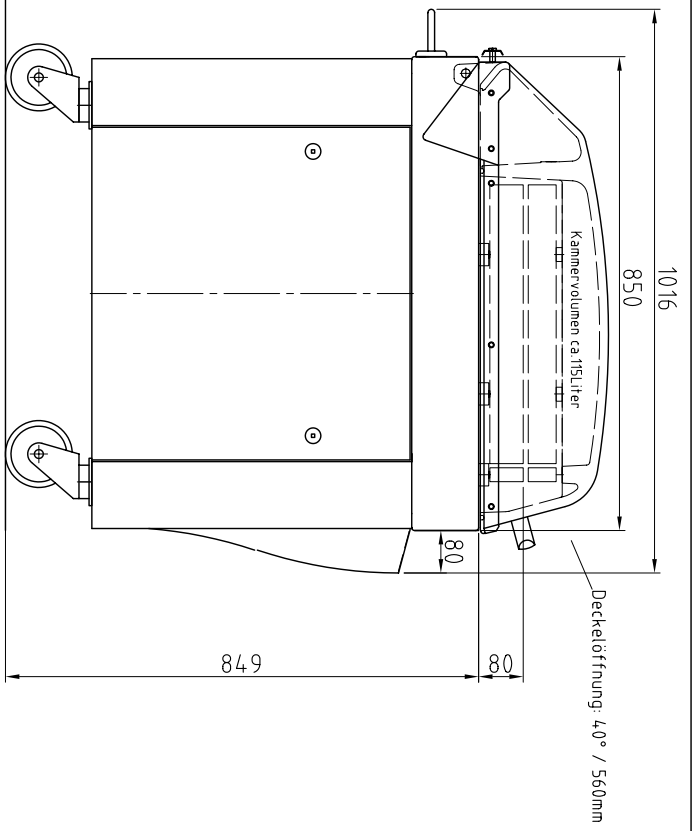
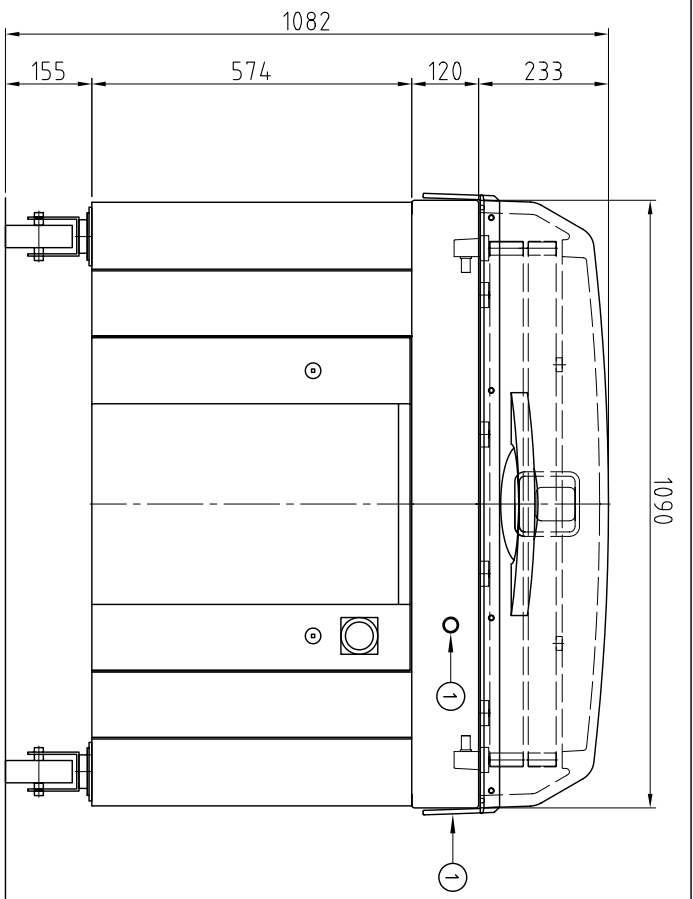
The vacuum chamber machine K6A special is ideal for vacuum sensitive products.



Technical data

Model	VC999 K6A special
Outside dimensions of machine (w x h x d)	1090 x 1082 x 1016 mm
Inside dimensions per chamber (w x h x d)	1045 x 210 x 605 mm
Number of sealing bars per chamber	2
Sealing bars length	1x940 mm in front / 1x500 mm right
Power connection	400 V/3/50 Hz/ 25 AT
Compressed air connection	5 - 8 bar, D _i 9 mm
Vacuum pump	150 m ³ /h
Maximum vacuum	1 mbar, 99.9%
Vacuum setpoint chamber	400 - 999
Vacuum setpoint snorkel (in bag)	400 - 999
Vacuum expiring time snorkel (in bag)	0 - 20 s
Soft-air pre-ventilation	standard
Double sealing	standard
Automatic chamber closing	Standard
Cycles/min. per chamber	1 - 2
Gas flushing MAP	not available
Roller track with additional filler plate	standard

Technical changes reserved



① nur bei K6A / K6NA

VC 999® VC 999 / K6/K6N/K6A/K6NA